

Nom Nom Colors



Story Summary

It's food for thought! *Nom Nom Colors* makes learning colors (and foods) more fun than ever. Children will love repeating the names of bright colors, tasty sweets, and delicious fruits and veggies—as the foods come to life right before their eyes! The silly puns throughout the book will have little ones giggling along.



Lesson Focus

Colors

Book Information

Run Time	6:49
Author	Forrest Everett
Illustrator	Helen Graper
Publisher	Familius
Ages	2–7
Genre	Fiction
Themes & Ideas	Colors, different foods, made up words
Language & Literary Features	words are primarily colors and foods
Sentence Complexity	simple sentences
Vocabulary	nom nom, red, orange, yellow, green, blue, purple, white, black, brown, bright, vibrant, friendly, cheerful, fresh, vanilla, light, soothing, chocolate, raspberry, cherry, strawberry, apricot, tangerine, carrot, banana, lemon, pineapple, mint, pistachios, broccoli, plum, blueberry, fig, vanilla, marshmallows, licorice, fudge
Special Vocabulary	colors, puns such as: yellow (hello); cone (can); red-dy (ready); orange (aren't); a-peel-ing (appealing); ripe (right); mint (meant); green with envy (jealous); pear (pair); fig-ure (figure); black and white (clear, obvious)
Illustrations	animated ice cream cone friends describe the colors using food

Activity Ideas

Color Cards

Make cards that each have a different color on them. Hold up one of the cards and have children say aloud the name and one object or food that is that color.

Colors of the Rainbow

Talk to children about the colors of the rainbow. Have the children color or paint a rainbow and share objects or foods that match the colors of the rainbow.

Additional activities can be found in the following pages of this document.

Nom Nom Colors

It's food for thought! *Nom Nom Colors* makes learning colors (and foods) more fun than ever before. Children will love repeating the names of bright colors, tasty sweets, and delicious fruits and veggies—as the foods come to life right before their eyes! The silly puns throughout the book will have little ones giggling along.

Discuss the story and write your answers together.

What is *Nom Nom Colors* about?

There are many puns in the story. Which one can you remember?

Explain what a pun is to children.
A pun is a play on words

What does it mean? _____

Different colors can make us feel differently. Choose a color and discuss how it makes you feel.

If you could paint your room any color, which color would you choose? _____

Why? _____

Which color describes you best? _____

Why? _____

Nom Nom Colors

Pause at the indicated time stamps and discuss the story

1:28

Which **red** food is your favorite?

2:05

Which **orange** food is your favorite?

3:00

Which **yellow** food is your favorite?

3:55

Which **green** food is your favorite?

4:39

Which **blue** food is your favorite? Which purple food is your favorite?

5:03

Which **white** food is your favorite?

5:39

Which **black** food is your favorite?

6:24

Which **brown** food is your favorite?

After viewing the Book:

1. What is one fun fact you learned about food and colors?
2. What is your favorite food? What color is it? What is your favorite color? What is a food that is that color?
3. There are several times in the book that words are used creatively—puns (e.g. *I mint* to tell you). Make a list of these words and then create a list of your own. Have a family conversation using words creatively.
4. Make a chart of the foods you eat for a week and write the color of the food next to it.

What Color Is It?

NAME _____




Color the food and then write the name of the color on the line below.

Child can also point to the color.

Red

Green

Yellow



Coloring, Drawing, and Writing

NAME _____

Write the name, draw, and color a picture of your favorite food.



My favorite food is

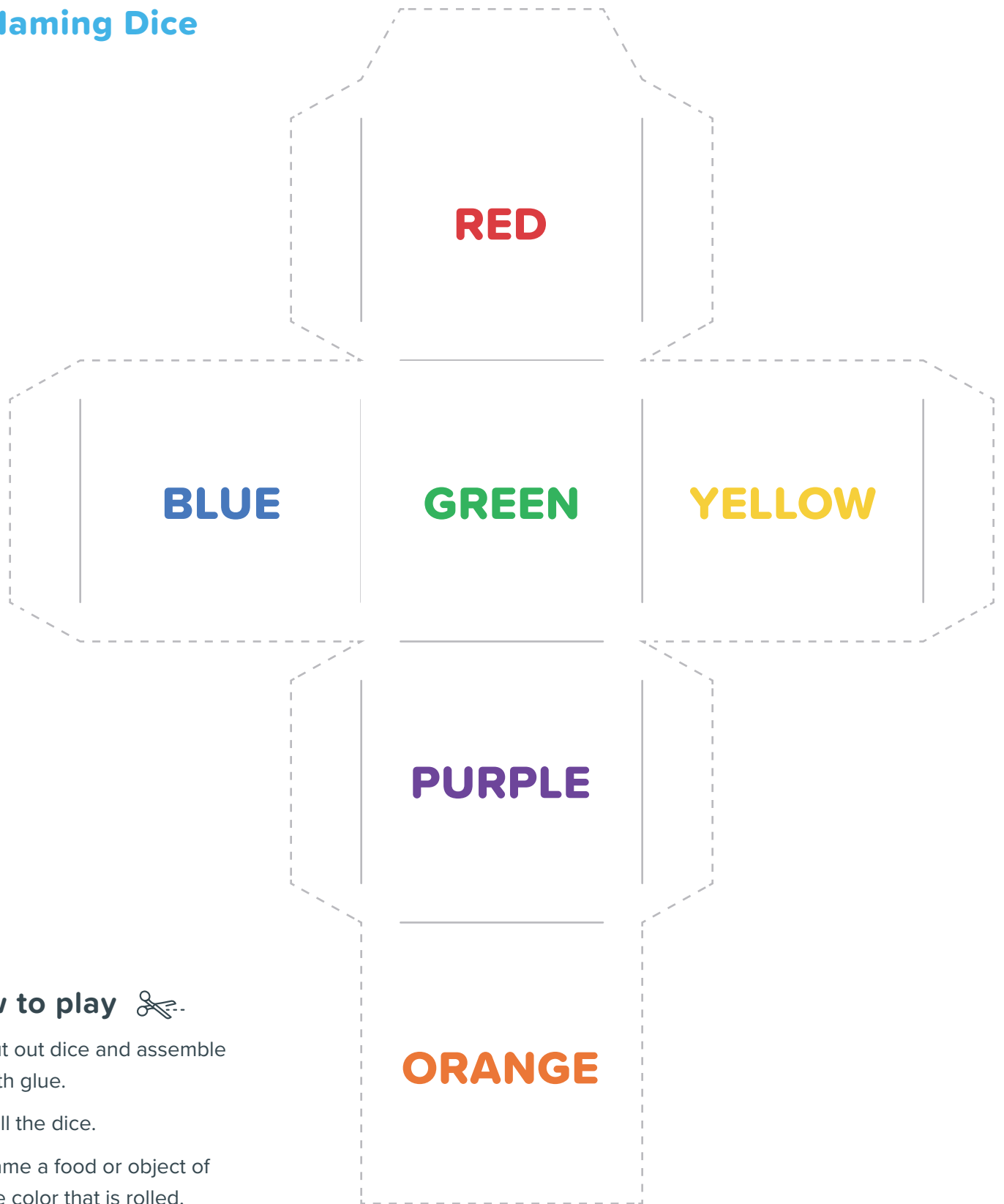
_____ .

Now, write a description of your favorite food. If you need inspiration, refer back to the description of the colors and food in *Nom Nom Colors*.

My favorite food looks and taste like

_____ .

Nom Nom Naming Dice



How to play

1. Cut out dice and assemble with glue.
2. Roll the dice.
3. Name a food or object of the color that is rolled.

Connecting Activity

NAME _____

Match the sentence from the story to the correct color. Draw a line to connect the two together.

Red

Cheerful one,
like frozen lemonade

White

Chocolate,
like brownie chunks

Orange

Dark and flavorful,
like licorice and spice

Green

Both are cool,
like blueberries and plums

Black

Vanilla, a light and soothing tone

Brown

Bright and vibrant,
like sundae-topping cherries

Yellow

Fresh, like creamy mint

Blue and Purple

Really friendly, like creamsicles